




Care to learn  
Learn to care



STOKE  
DAMEREL

# How to do a revision plan

Are you ready  
for exams?





You will receive;

- Revision booklet which includes revision timetable
- PLCs in all your lessons
- Exam timetable asap



How do you use it?


PLC - take your maths one.

Open your revision booklet and have this page open.

Revision Topics	
Subjects	Revision Slots (30 mins)
Example: <i>Geography</i> <ul style="list-style-type: none"> <li>• <i>River features (1hr)</i></li> <li>• <i>Nepal Case study (1hr)</i></li> <li>• <i>Coast Management (30mins)</i></li> <li>• <i>River Tees flood management (30mins)</i></li> </ul>	6
Maths	
English	



Care to learn  
Learn to care



STOKE  
DAMEREL

Aspire Achieve Thrive





Care to learn  
Learn to care



The first thing you will do is RAG rate your subjects.

**Your turn - RAG Maths using your highlighters. 5**

**mins**

**R =Red**

**A=Amber**

**G=Green**



Scott

Care to learn  
Learn to care



STOKE  
DAMEREL

Aspire Achieve Thrive





Go through your RED topics and add them to your revision summary allocating how long you need for each topic.


Now break this down into sessions so you can add the number of sessions on the right handside. This is the number of slots you will need to find in the timetable.

Your turn - Break the RED maths topics down into smaller chunks and allocate time - 5 mins to complete





Care to learn  
Learn to care



STOKE  
DAMEREL

Aspire Achieve Thrive





Care to learn  
Learn to care



Aspire Achieve Thrive

Go through the timetable and use a highlighter to put a box around where you are available.


Use a pencil to lightly shade where you can't revise. (this means you can rub this out if things change).

Remember to give yourselves a break, find time to eat, do hobbies, have fun etc

Your turn - 5 mins to complete this week on your timetable



Care to learn  
Learn to care



STOKE  
DAMEREL

Aspire Achieve Thrive





Care to learn  
Learn to care



Now start to fill in on the revision timetable what you are going to study in that slot.

Tick it off the summary sheet once you have added it.

Once all of the reds are included in the timetable then we can start to add the ambers.

Your turn - 5 mins to add the science topics on to your revision timetable